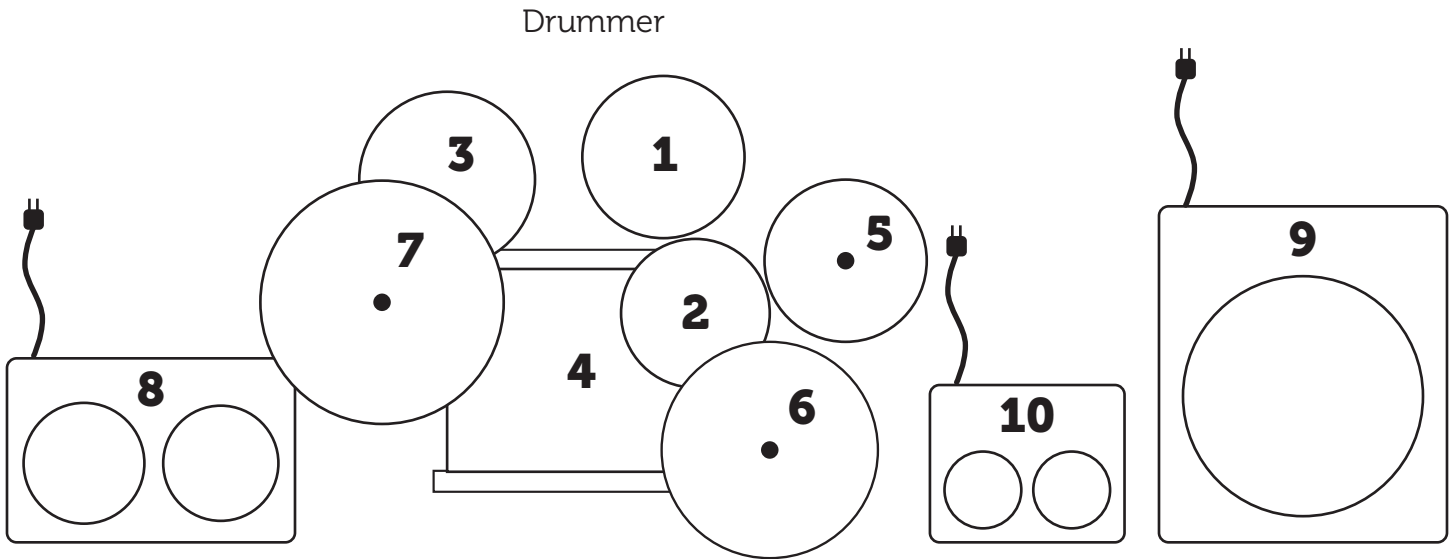
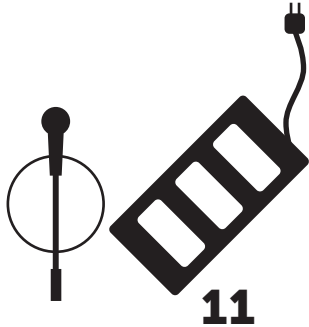


Bottom Dwellers Stage Plot

4 Piece: Guitar/vox, Acoustic Guitar/vox, Bass, Drums




Electric Guitarist/
Lead Voc.



Acoustic Guitarist/
Lead Voc.



Double Bassist/
Backing Voc.



◀ Stage Right

Stage Left ▶

Bottom Dwellers

are a 4-piece band: acoustic guitar, electric guitar, bass, drums, 3 vocals.

Drum Kit

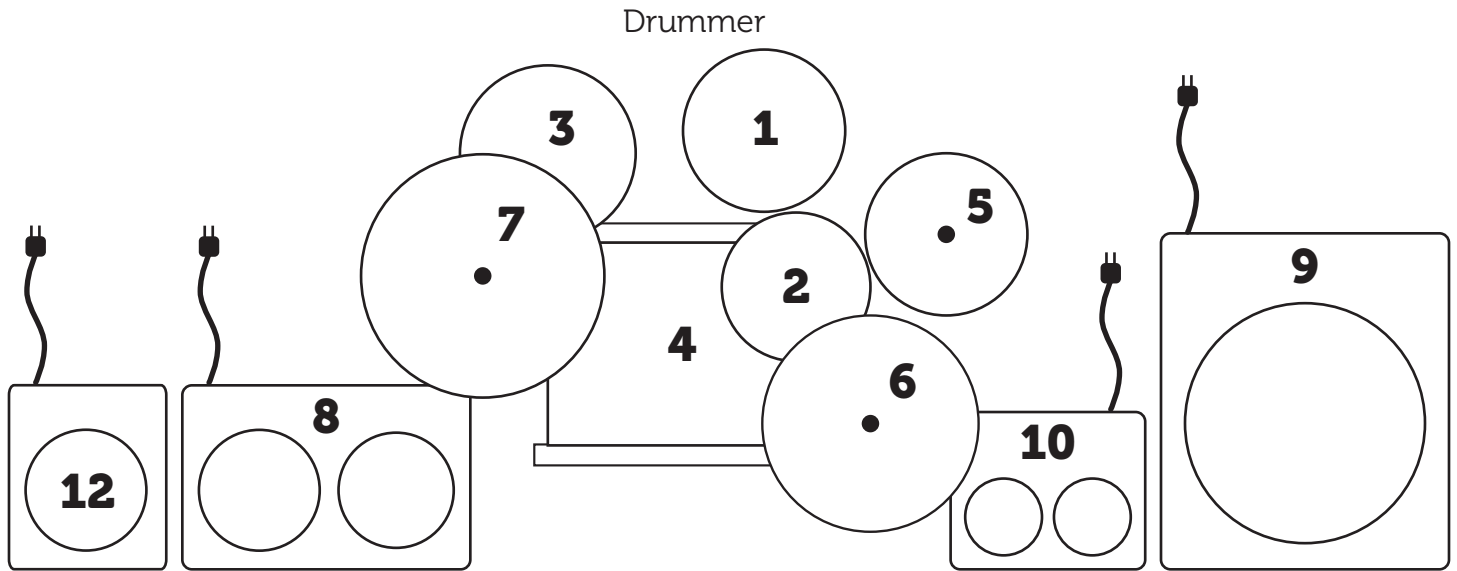
1. Snare
2. Rack Tom
3. Floor Tom
4. Kick
5. Hi-hat
6. Crash
7. Ride

Guitars & Bass

8. Guitar amp (for electric guitar)
9. Bass amp (has direct out)
10. Acoustic guitar amp (has direct out)
11. Guitar pedal board
12. Bass pedal board

Bottom Dwellers Stage Plot

5 Piece: Pedal Steel, Guitar/vox, Acoustic Guitar/vox, Bass, Drums



Pedal Steel Player


Electric Guitarist/
Lead Voc.

Acoustic Guitarist/
Lead Voc.

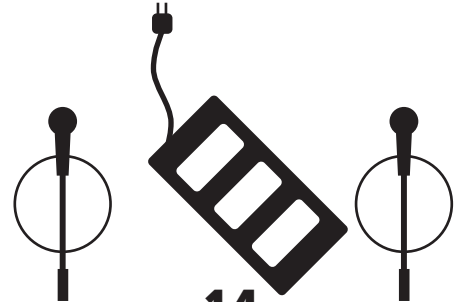
Double Bassist/
Backing Voc.



13



11



14

◀ Stage Right

Stage Left ▶

Bottom Dwellers

are a 5-piece band: acoustic guitar, electric guitar, pedal steel, bass, drums and 3 vocals.

Drum Kit

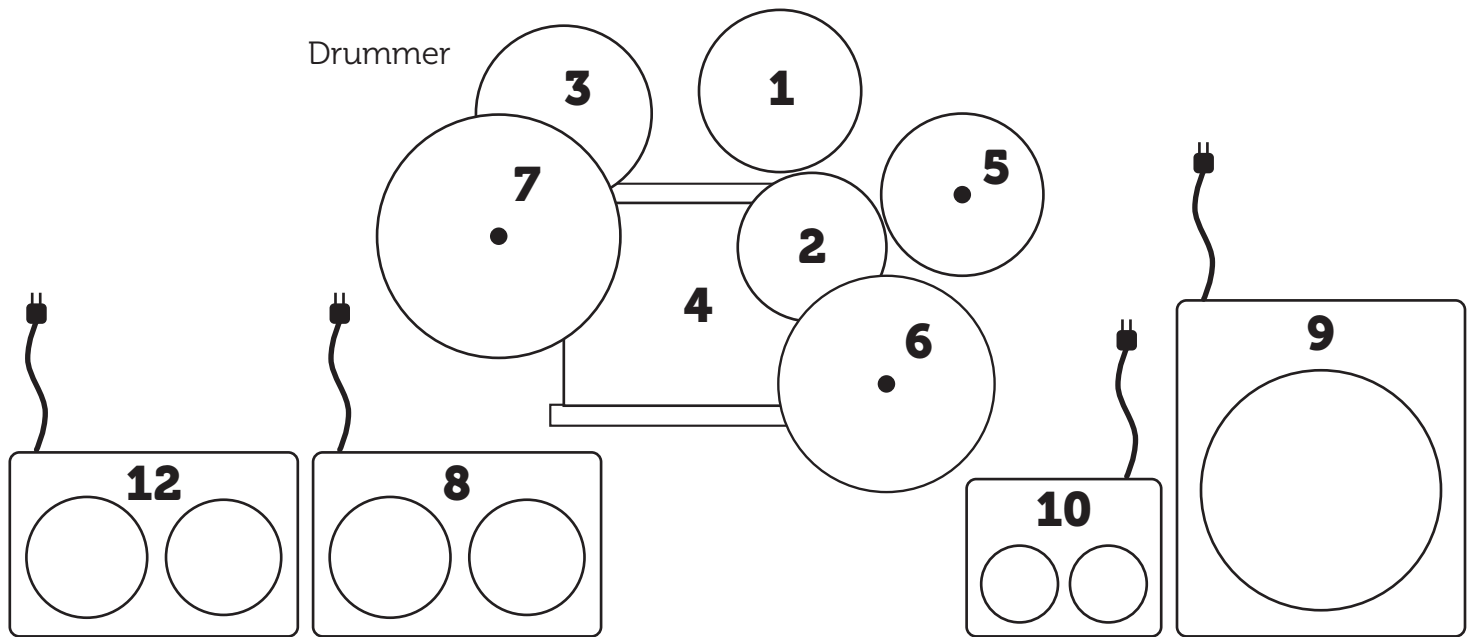
1. Snare
2. Rack Tom
3. Floor Tom
4. Kick
5. Hi-hat
6. Crash
7. Ride

Guitars & Bass

8. Guitar amp (for electric guitar)
9. Bass amp (has direct out)
10. Acoustic guitar amp (has direct out)
11. Guitar pedal board
12. Pedal Steel amp
13. Pedal Steel Guitar
14. Bass pedal board

Bottom Dwellers Stage Plot


5 Piece: Fiddle, Guitar/vox, Acoustic Guitar/vox, Bass, Drums



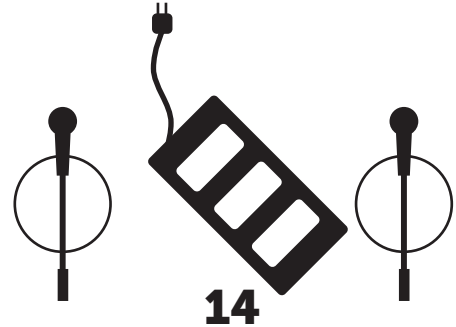
Fiddle Player



Electric Guitarist/
Lead Voc.



Acoustic Guitarist/
Lead Voc.



Double Bassist/
Backing Voc.

◀ Stage Right

Stage Left ▶

Bottom Dwellers

are a 5-piece band: acoustic guitar, electric guitar, pedal steel, bass, drums and 3 vocals.

Drum Kit

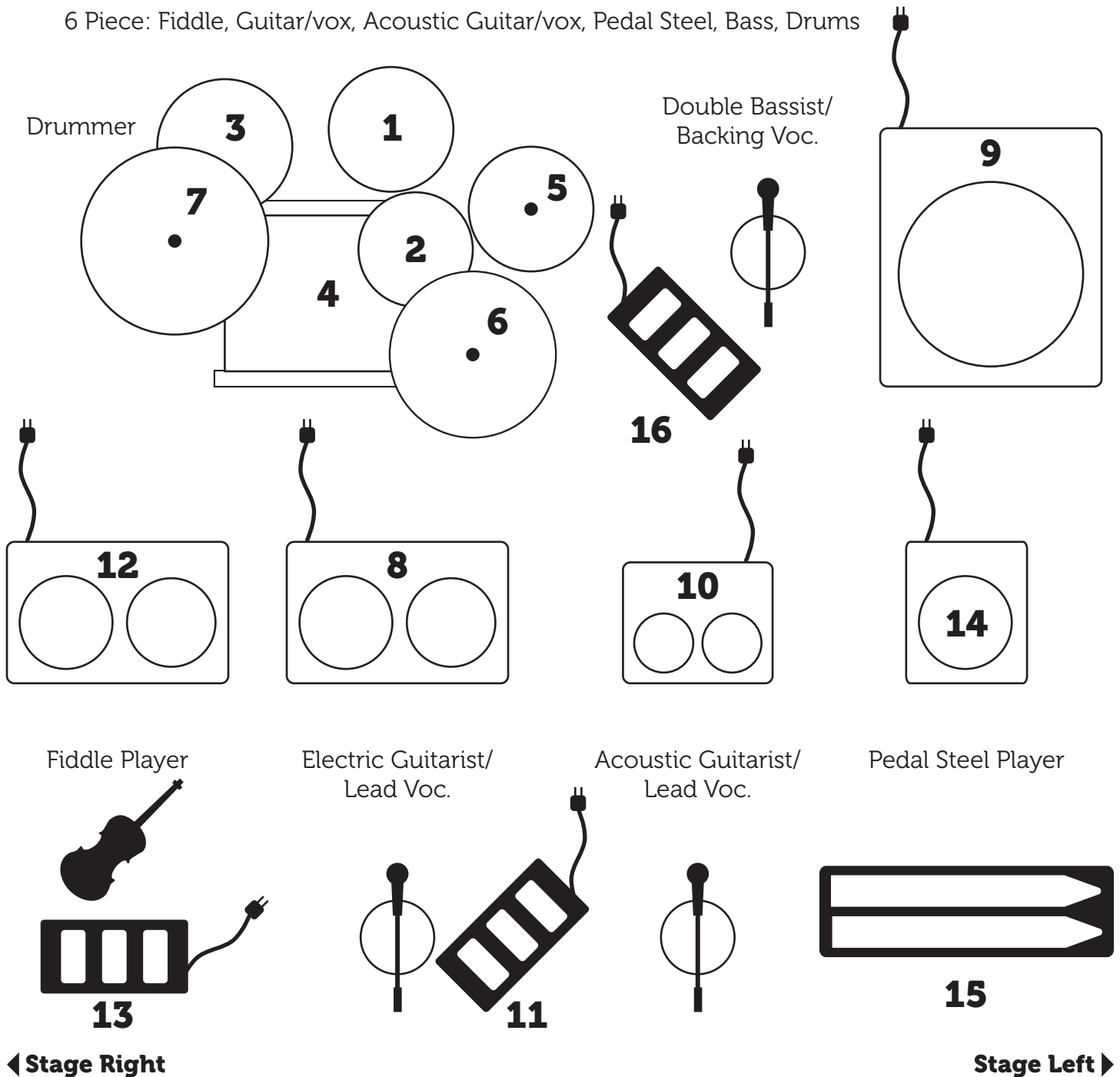
1. Snare
2. Rack Tom
3. Floor Tom
4. Kick
5. Hi-hat
6. Crash
7. Ride

Guitars & Bass

8. Guitar amp (for electric guitar)
9. Bass amp (has direct out)
10. Acoustic guitar amp (has direct out)
11. Guitar pedal board
12. Fiddle amp
13. Fiddle pedal board
14. Bass pedal board

Bottom Dwellers Stage Plot

6 Piece: Fiddle, Guitar/vox, Acoustic Guitar/vox, Pedal Steel, Bass, Drums



Bottom Dwellers

are a 6-piece band: acoustic guitar, electric guitar, pedal steel, fiddle, bass, drums and 3 vocals.

Drum Kit

1. Snare
2. Rack tom
3. Floor tom
4. Kick
5. Hi-hat
6. Crash
7. Ride

Guitars & Bass

8. Guitar amp (for electric guitar)
9. Bass amp (has direct out)
10. Acoustic guitar amp (has direct out)
11. Guitar pedal board
12. Fiddle amp
13. Fiddle pedal board
14. Pedal steel amp
15. Pedal steel guitar
16. Bass pedal board

Bottom Dwellers Rider

To ensure the safety of the musicians, patrons/event attendees, and to prevent damage to instruments and equipment, we ask that the following three conditions be met for every Bottom Dwellers performance.

1. Grounded Electrical within 50 Feet

The Bottom Dwellers require a grounded electrical power source within a 50 foot proximity to the performance area. This can be a single power outlet or extension cord. If multiple receptacles are provided, they must all be on the same circuit to prevent ground loops and electrical shocks.

If the power source is a GFI receptacle, it should be tested to ensure it is free of moisture and in good working condition to prevent it from tripping unnecessarily during the performance.

2. Dedicated Performance Area

A roughly 10ft. x 8ft. or larger performance area should be reserved exclusively for the band, and be positioned or clearly marked to discourage patrons/attendees and children from passing through it. The area should also be unobstructed to allow easy access for loading and unloading equipment.

3. Full Shade

If the event is outside, the performance area must not be in direct sunlight. Shade structures must be large enough and be positioned in such a way that musicians and equipment are not exposed to direct sunlight during the performance.

CONSIDERATIONS

To get the most out of your Bottom Dwellers performance, consider the following optional accommodations when planning the event:

1. Provide a clean performance area, free of dirt, dust and gravel so we don't have to clean our cables and equipment after the show.
2. Reserve a discrete space to stow cases. We can pile them up behind the performance area, but that isn't always the nicest backdrop.
3. If it is appropriate for your event, set up a small table or reserve an area for band merchandise. Patrons often appreciate the opportunity to purchase souvenirs.
4. Provide refreshments (water, food, beer, or wine) for the band. The music performance is only a small part of the event for us. Moving equipment burns just as many calories.

LOAD-IN, SETUP & BREAKS

The Bottom Dwellers arrive at least 60 minutes prior to the scheduled performance time to load in, set up and sound check. Arrival time can be adjusted based on the logistics of your event, but we require a minimum of 60 minutes to set up and sound check if we are providing the PA and sound engineer.

We perform 45 to 50 minute sets of music with 10 to 15 minute breaks in between. If the performance time is 90 minutes, we typically play straight through. During breaks, we play music through the PA that compliments our musical style.

Tear down and load out typically takes 60 minutes.

CONTACT INFO

If you have any questions or concerns about any of the above, don't hesitate to contact us. We are happy to work with you to make sure your event goes as smoothly as possible!

Mark Eagleton
(530) 867-4740 (text message preferred)
info@bottomdwellersmusic.com